

# Features HBSL60-8

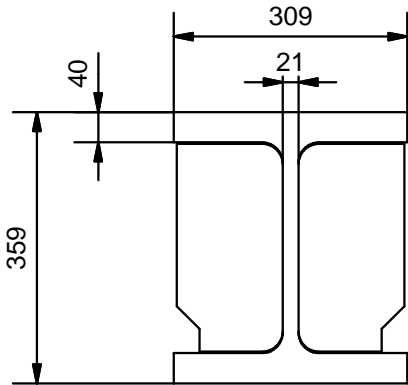
SWL (max. in centre): 370 kN (83 kips)

Capacity off centre as per load chart

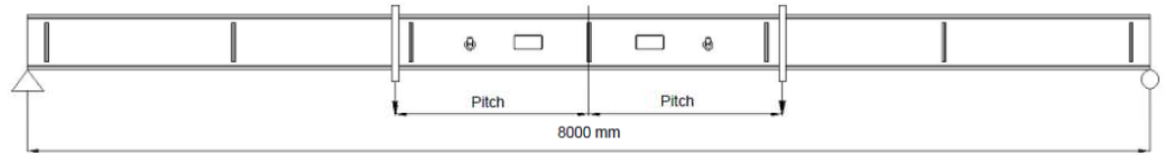
Self Weight: 2015 kg (4442 lbs)

Model Number HBSL60-8 includes set of two beams

## Front view (1:10)

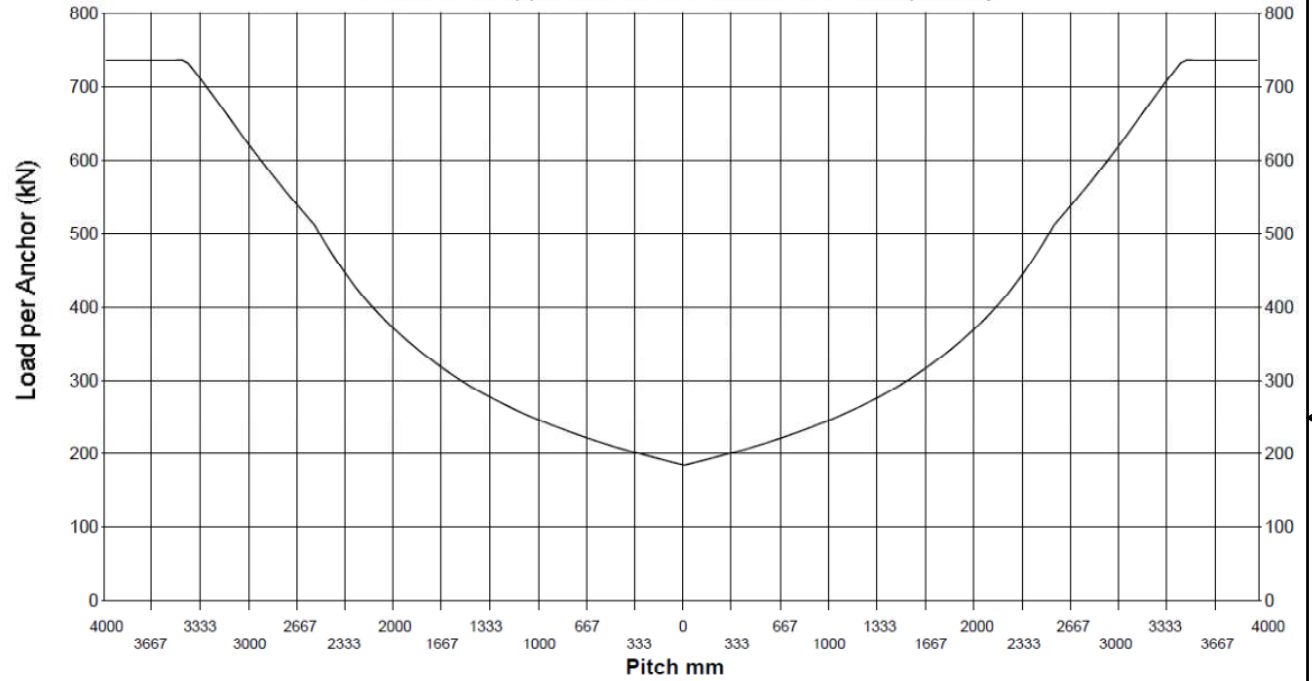


## Load Chart

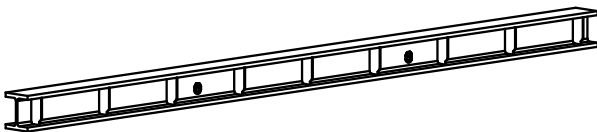
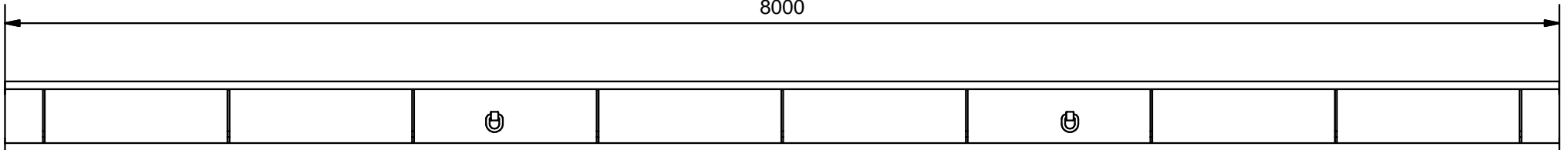


## Load per Anchor

Note: if load applied in centre, load is to be multiplied by 2



8000



OPAALSTRAAT 44, 7554 TS HENGELO HOLLAND  
PO BOX 421, 7550 AK HENGELO HOLLAND  
TELEPHONE 074-2422045 FACSIMILE 074-2430338

**ENERPAC**  
COPYRIGHTS RESERVED

3rd ANGLE  
PROJECTION

Model Number:

HBSL60-8

Main Assembly Number:

02972.01.06.00

Drawing Number:

02972.50.06.00

REV.: 0

DATE: 31-10-2013

SCALE: 1:30

FORM: A4